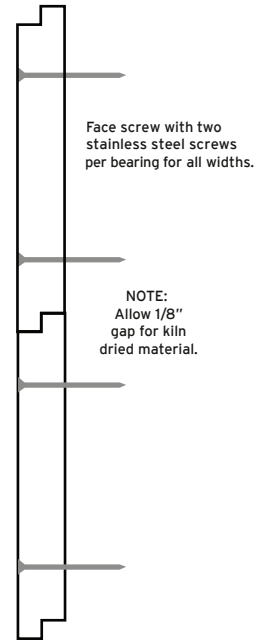
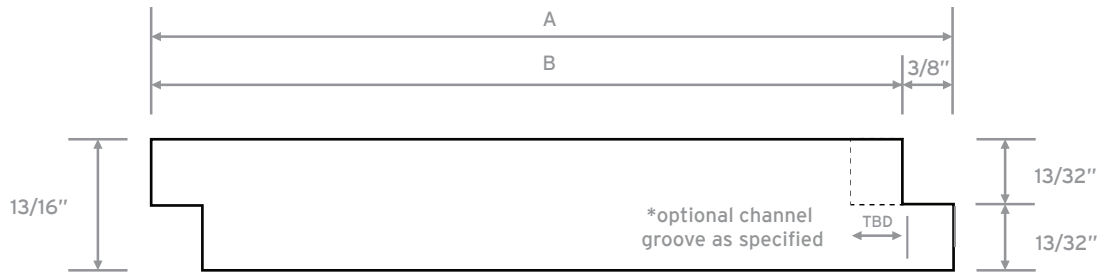


SHIPLAP

NAILING METHOD



NOMINAL	BOARD DIMENSION	ACCOYA			KEBONY		
		OVERALL (A)	EXPOSED (B)	LINEAR FT PER SQUARE FT	OVERALL (A)	EXPOSED (B)	LINEAR FT PER SQUARE FT
1 X 4		3 7/8"	3 1/4"	3.56	3 1/2"	3 1/8"	3.84
1 X 6		5 7/8"	5 1/2"	2.28	5 1/2"	5"	2.34
1 X 8		7 7/8"	7 1/2"	1.65	N/A	N/A	N/A

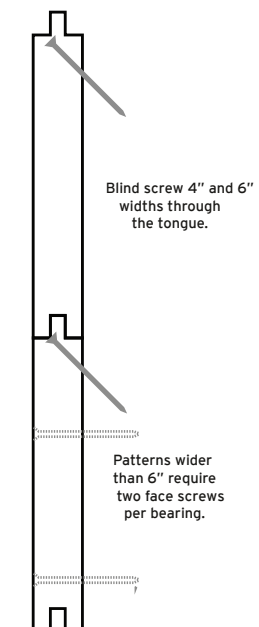
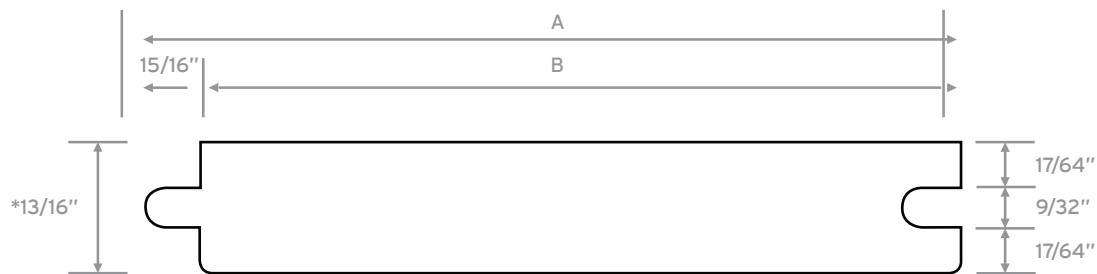
NOTE:
Allow 1/8" gap for kiln dried material.

NET 3/8"	BOARD DIMENSION	ACCOYA		
		OVERALL (A)	EXPOSED (B)	LINEAR FT PER SQUARE FT
3/8 X 4		3 3/4"	3 3/8"	3.56
3/8 X 6		5 5/8"	5 1/4"	2.28

*adding a channel groove does not affect board sizes or coverage

TONGUE & GROOVE

NAILING METHOD

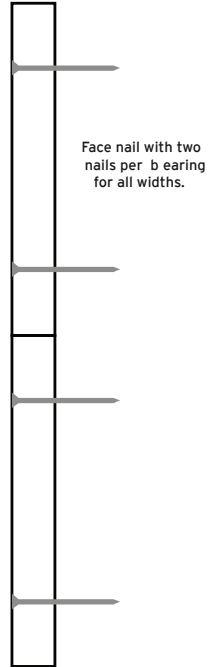



NOMINAL	BOARD DIMENSION	ACCOYA			KEBONY - SYP & RAP*		
		OVERALL (A)	EXPOSED (B)	LINEAR FT PER SQUARE FT	OVERALL (A)	EXPOSED (B)	LINEAR FT PER SQUARE FT
1 X 4		3 15/16"	3 1/4"	3.56	3 3/8"	3 1/8"	3.84
1 X 6		5 15/16"	5 1/2"	2.28	5 3/8"	5"	2.34
1 X 8		7 15/16"	7 1/2"	1.65	N/A	N/A	N/A

*Kebony Half Gator available in S4S and Shiplap only

S4S (SQUARE EDGE BOARD)

NAILING METHOD

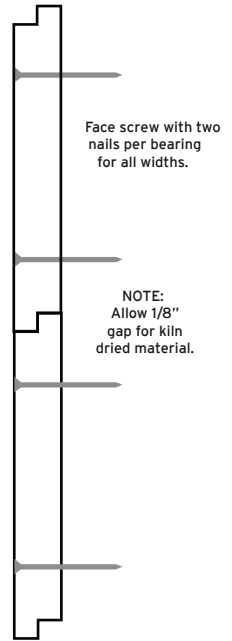
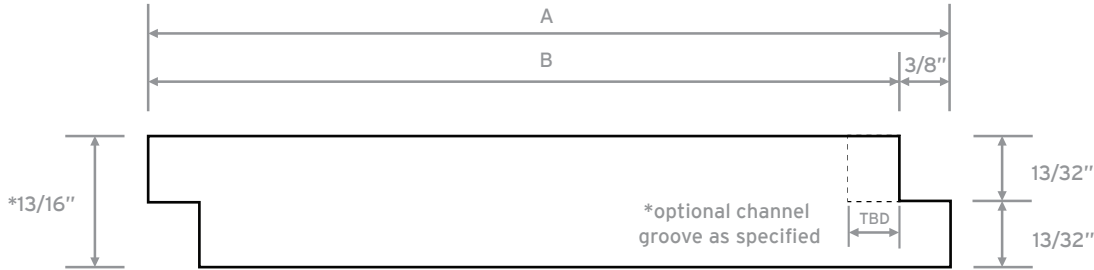


NOMINAL	ACCOYA			KEBONY	
	BOARD DIMENSION	OVERALL (A)	LINEAR FT PER SQUARE FT	OVERALL (A)	LINEAR FT PER SQUARE FT
	1 X 4	3 3/4"	3.43	3 1/2"	3.43
	1 X 6	5 3/4"	2.18	5 1/2"	2.18
	1 X 8	7 3/4"	1.66	N/A	N/A

NET 3/8"	ACCOYA		
	BOARD DIMENSION	OVERALL (A)	LINEAR FT PER SQUARE FT
	3/8 X 4	3 3/4"	3.43
	3/8 X 6	5 3/4"	2.18

SHIPLAP SIDING

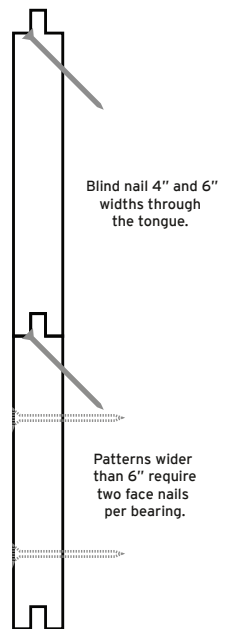
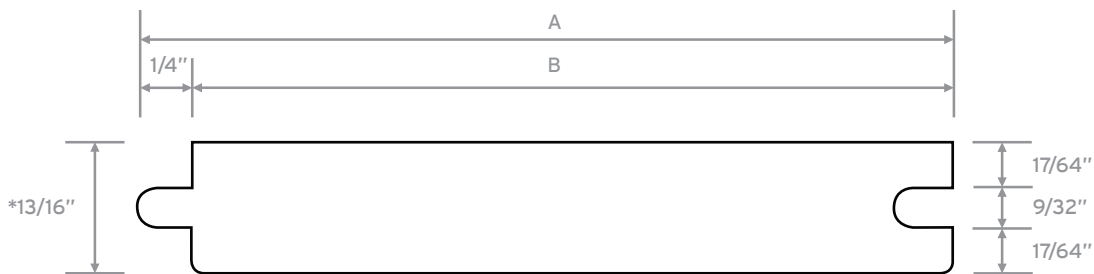
NAILING METHOD



NOMINAL	DOUGLAS FIR VG			EDGE GRAIN YP			YELLOW PINE		
	BOARD DIMENSION	OVERALL (A)	EXPOSED (B)	LINEAR FT PER SQUARE FT	OVERALL (A)	EXPOSED (B)	LINEAR FT PER SQUARE FT	OVERALL (A)	EXPOSED (B)
1 X 4	3 3/4"	3 3/8"	3.2	3 5/8"	3 1/4"	3.69	3 5/8"	3 1/4"	3.69
1 X 6	5 5/8"	5 1/4"	2.28	5 3/8"	5"	2.4	5 3/8"	5"	2.4
1 X 8	7 3/8"	7"	1.71	N/A	N/A	N/A	7 3/8"	7"	1.71

TONGUE & GROOVE

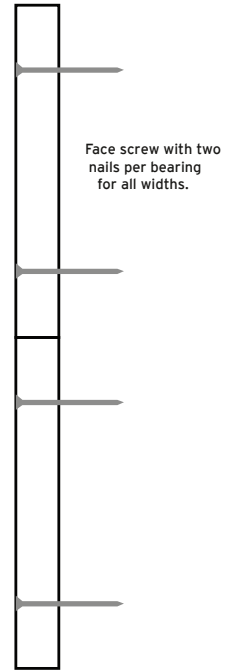

NAILING METHOD



NOMINAL	DOUGLAS FIR VG			EDGE GRAIN YP			YELLOW PINE		
	BOARD DIMENSION	OVERALL (A)	EXPOSED (B)	LINEAR FT PER SQUARE FT	OVERALL (A)	EXPOSED (B)	LINEAR FT PER SQUARE FT	OVERALL (A)	EXPOSED (B)
1 X 4	3 5/8"	3 3/8"	3.2	3 1/2"	3 1/4"	3.69	3 1/2"	3 1/4"	3.69
1 X 6	5 3/8"	5 1/8"	2.28	5 1/4"	5"	2.4	5 1/4"	5"	2.4
1 X 8	7 3/8"	7 1/8"	1.71	N/A	N/A	N/A	7 1/4"	7"	1.71

S4S (SQUARE EDGE BOARD)

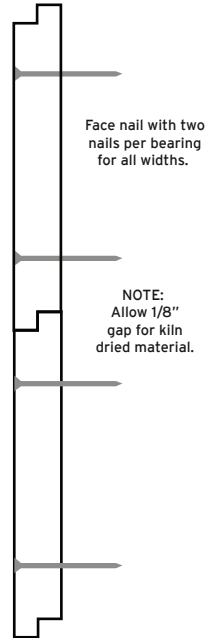
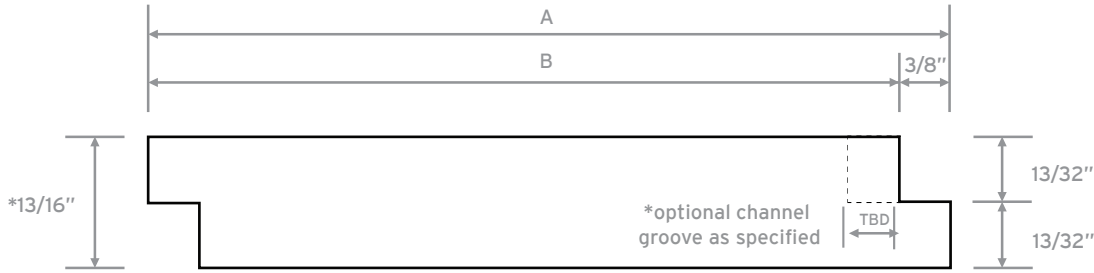
NAILING METHOD



NOMINAL	DOUGLAS FIR VG			EDGE GRAIN YP			YELLOW PINE		
	BOARD DIMENSION	OVERALL (A)	EXPOSED (B)	LINEAR FT PER SQUARE FT	OVERALL (A)	EXPOSED (B)	LINEAR FT PER SQUARE FT	OVERALL (A)	EXPOSED (B)
1 X 4	3 1/2"	3 1/2"	3.42	3 1/2	3 1/2	3.42	3 1/2"	3 1/2"	3.42
1 X 6	5 1/2"	5 1/2"	2.81	5 1/2	5 1/2	2.81	5 1/2"	5 1/2"	2.81
1 X 8	7 1/2"	7 1/2"	1.71	N/A	N/A	N/A	7"	7"	1.71

SHIPLAP SIDING

NAILING METHOD



CYPRESS SELECT | #2

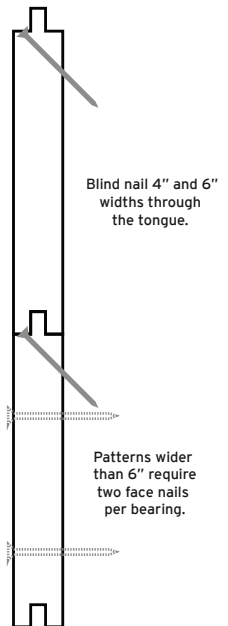
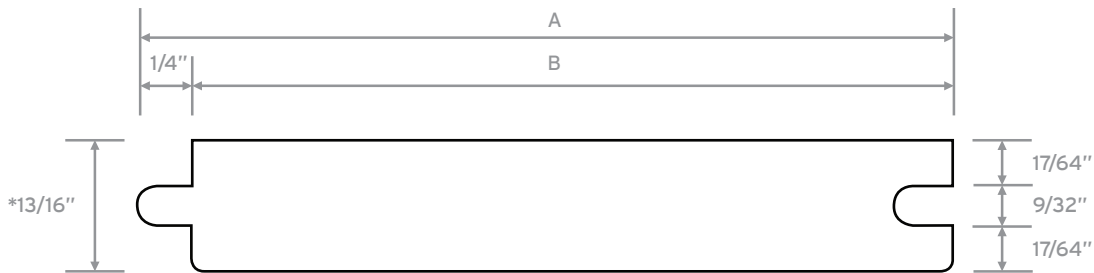
REDWOOD

NOMINAL	BOARD DIMENSION	CYPRESS SELECT #2			REDWOOD		
		OVERALL (A)	EXPOSED (B)	LINEAR FT PER SQUARE FT	OVERALL (A)	EXPOSED (B)	LINEAR FT PER SQUARE FT
1 X 4	3 1/2"	3 1/8"	3.84	3 3/8"	3"	4	
1 X 6	5 1/2"	5 1/8"	2.34	5 3/8"	5"	2.4	
1 X 8	7 1/2"	7 1/8"	1.68	7 3/8"	7"	1.71	

* 5/8" for Redwood

TONGUE & GROOVE

NAILING METHOD



CYPRESS SELECT | #2

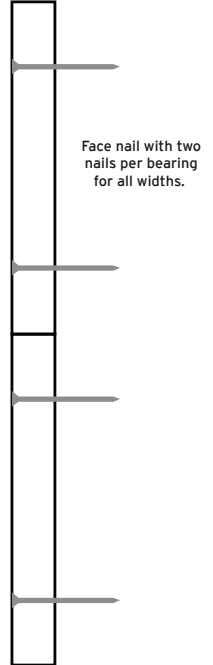
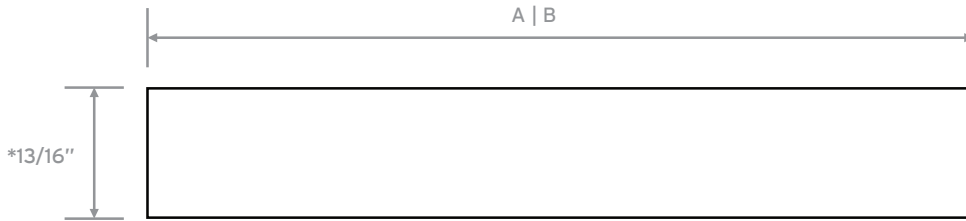
REDWOOD

NOMINAL	BOARD DIMENSION	CYPRESS SELECT #2			REDWOOD		
		OVERALL (A)	EXPOSED (B)	LINEAR FT PER SQUARE FT	OVERALL (A)	EXPOSED (B)	LINEAR FT PER SQUARE FT
1 X 4	3 3/8"	3 1/8"	3.84	3 1/4"	3"	4	
1 X 6	5 3/8"	5 1/8"	2.34	5 1/4"	5"	2.4	
1 X 8	7 3/8"	7 1/8"	1.68	7 1/4"	7"	1.71	

* 5/8" for Redwood

S4S (SQUARE EDGE BOARD)

NAILING METHOD



CYPRESS SELECT | #2

REDWOOD

NOMINAL	BOARD	OVERALL	EXPOSED	LINEAR FT PER	OVERALL	EXPOSED	LINEAR FT PER
	DIMENSION	(A)	(B)	SQUARE FT	(A)	(B)	SQUARE FT
1 X 4	3 1/2"	3 1/2"	3.42	3 1/2"	3 1/2"	3.42	
1 X 6	5 1/2"	5 1/2"	2.18	5 1/2"	5 1/2"	2.18	
1 X 8	7 1/2"	7 1/2"	1.66	7 1/2"	7 1/2"	1.66	

* 5/8" for Redwood